

PNEUMATRON

www.pneumatron.co.za

sales01@pneumatron.co.za

PX Electric Ball Valve Series ELECTRIC MOTOR - 2/2 Way BRASS BALL VALVE

SPECIFICATIONS:

Media: Water & compatible chemicals
Body & Seal: Brass & EPDM
Ball Seat: PTFE (Teflon)
Ambient temp: -20°C < t < 45°C
Media temp: 2 to 95°C
Voltages: 5VDC, AC/DC9-24V, AC110-220V

1) PXD - 5VDC

Swop Polarity Type (W21)

2) PXC & PXO (W22)

D1 - AC110/220V

D2 - AC/DC9-24V

Operating power/time: +/- 100mA for 3 to 7 seconds (depends on model no.)

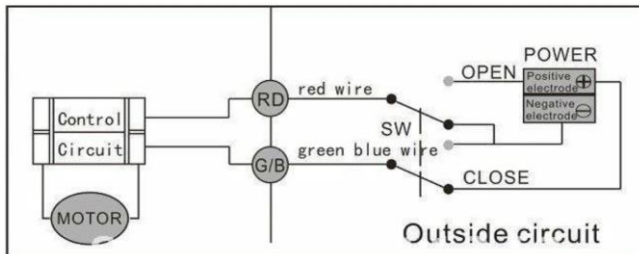


PXD15BH: close and open in +/- 3 seconds
PXC25BH: close and open +/- 8 to 10 seconds
PXO25BH: close and open +/- 8 to 10 seconds

Port (BSP)	Orifice size (mm)	Function	Pressure Range	Wiring Diagram	Max Power	Part number
3/4"	15	Detent	0 to 10 Bar	W21 - wiring	<2W (5VDC)	PXD15BH15S06-W21D05
1"	25	Normally Closed	0 to 10 Bar	W22 - wiring	<2W (AC/DC)	PXC25BH25S10-W22DX
1"	25	Normally Open	0 to 10 Bar	W22 - wiring	<2W (AC/DC)	PXO25BH25S10-W22DX

Wiring options:

W21 wiring - Reverse polarity control (Detent)

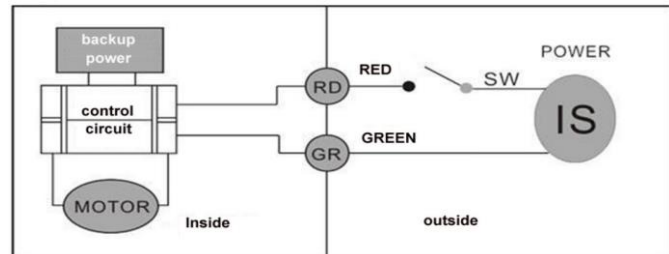


Connecting SW and OPEN, valve opens, the actuator automatically powers off when valve is completely open.

Connecting SW and CLOSE, valve closes, the actuator automatically powers off when valve is completely closed.

SW - Switch
BL - Blue
WT - White
YW - Yellow
RD - Red
GR - Green
BK - Black
GY - Gray

W22 wiring - Auto return



When SW is closed, the valve will open, the actuator will automatically power off once the valve is completely open. Visa versa for Normally open.

When SW is open, the valve will close, the actuator will automatically power off once the valve is completely closed. Visa versa for Normally open.

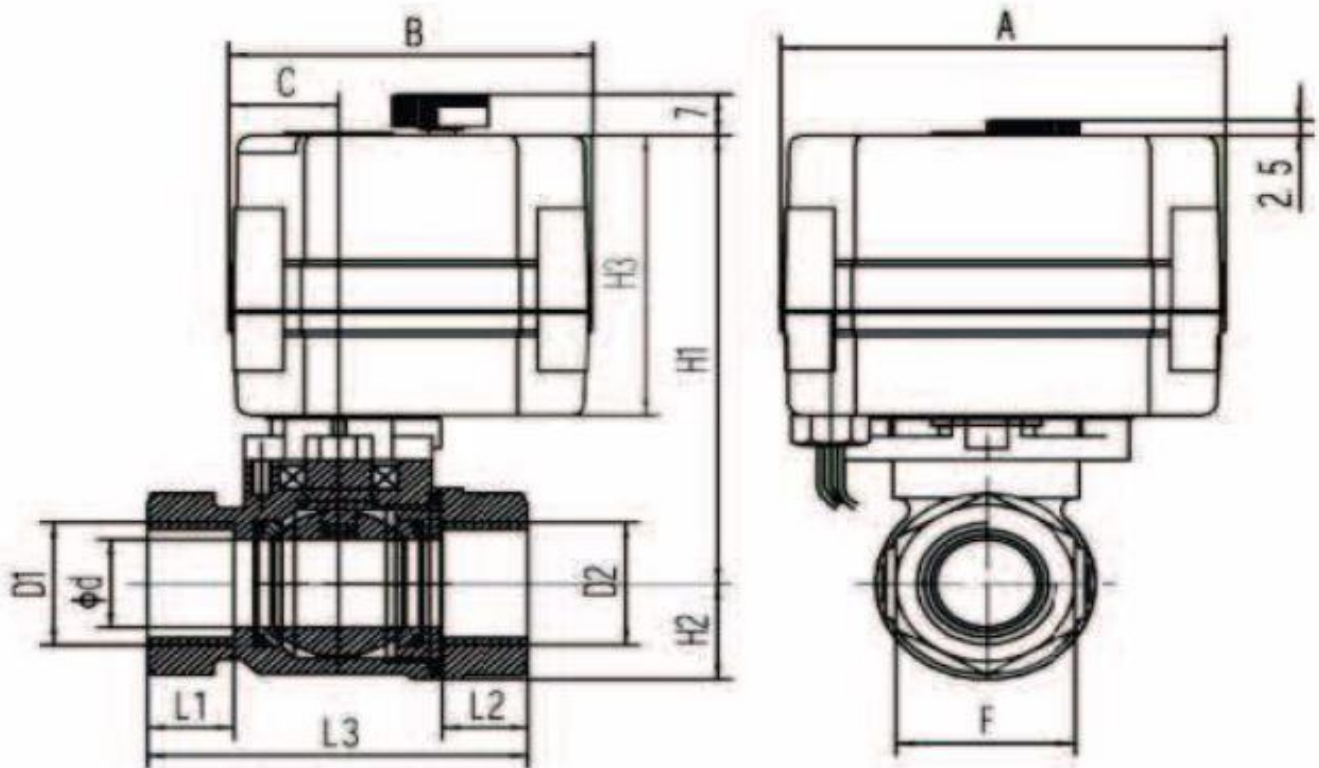
PNEUMATRON

www.pneumatron.co.za

sales01@pneumatron.co.za

PX Electric Ball Valve Series

ELECTRIC MOTOR - 2/2 Way BRASS BALL VALVE



BODY DIMENSION CODE (Size in mm)

Valve body	D1/D2	L1	L2	L3	F	H1	H2	H3	B	A
PXD15BH15S06-W21D05	3/4" (15mm)	10	10	61	30	72	22	50	52	62
PXC25BH25S10-W22DX	1" (25mm)	20	20	82	38	81	21.5	48	55	66.5
PXO25BH25S10-W22DX	1" (25mm)	20	20	82	38	81	21.5	48	55	66.5